

Features

The Growing tree model is customized for the use of middle aged groups and is supported from bottom adjustable legs. It has Nylon, SS, Aluminium accessories and has a retro look. It's high on the ease of maintenance, accessibility and stability.


Description

DESCRIPTION	GROWING TREE SERIES	
	Grow tree basics	Growing tree premium
Total height from ground (mm)	2003	1980
Width (mm)	910	910
Depth (mm)	1550	1550
Door Height (mm)	1550	1550
Door Width (mm)	610	610
Bottom Gap (mm)	150	150
Divider Maximum Height (mm)	1550	1550

The Growing Tree Model on Page No. 111 has been shown with:

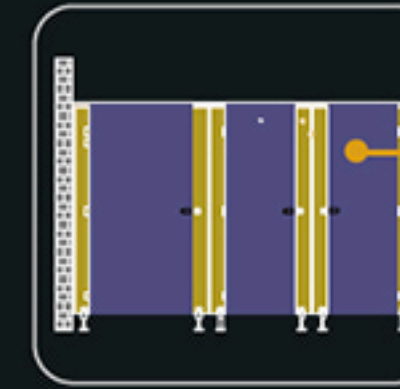


21057 (Martgold)



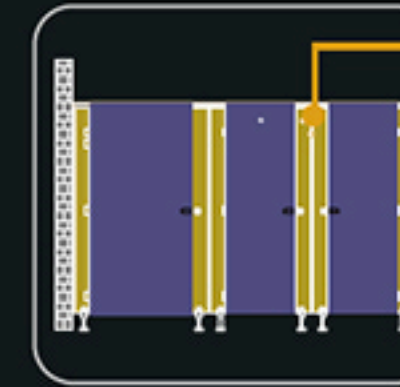
21142 (Polar Blue)

For more colour options, please refer to MRS Shade Chain.



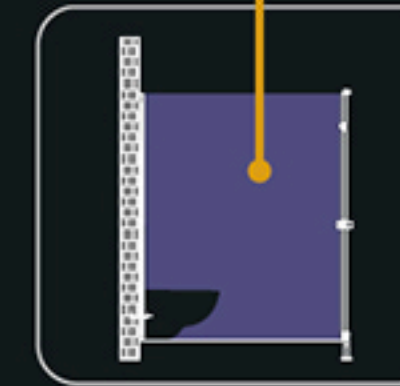
Doors

All doors will be of single colour and made of 12 mm thick Merino HPL compact panel. The doors will have chamfered edges. Each door will be supported by 3 stainless steel/nylon made hinges affixed to the pilasters. Stainless steel/nylon made coat hook and lock set are provided with each door. All the doors will have rubber sponge lining at their vertical ends.



Pilasters

All pilasters will be made of 12 mm thick Merino HPL compact panel with chamfered edge and completed with stainless steel/nylon made thumb turn lock set. The pilasters will be anchored to the floor using stainless steel/nylon made adjustable legs. Pilasters will be routed at their vertical ends to facilitate closure of doors.



Intermediate Partitions or Dividers

All intermediate partitions or dividers will be made of 12 mm thick Merino HPL compact laminate panels. They are affixed with stainless steel/aluminum made U-channel at their vertical ends for ultimate stability of the system.



Hardware and accessories

Each restroom cubicle will be equipped with the following hardware and accessories

- Stainless steel or nylon made Door Knob.
- Stainless steel or nylon made Thumb turn lock set with occupancy indicator.
- Stainless steel or nylon made Coat Hook with/without rubber stopper.
- Stainless steel or nylon made Hinges.
- Stainless steel or aluminium made U channel of 25 mm x 16.5 mm x 1.8 mm (cross section dimension, L x W x Thk).

Glowing Tree Basic: Hardware and accessories are available in nylon+aluminium and in 2 different colors: Black and white

Glowing Tree Premium: Hardware and accessories are available in stainless steel

You can always come up with your designs within the constraints of dimension and ergonomic feasibility. We will make sure they are executed.